










If points are equal then the table below will place clubs on countback of 1st Places, then 2nd Places, then 3rd places etc			  			National Arena Swimming League				NASL 2021 V5															
1st	233	Winsford	League North West		Division Blackpool		Premier		Round B Final		Date 11/12/2021		Points number												
2nd	203	Trafford Metro	Venue		LANE 1		LANE 2		LANE 3		LANE 4		LANE 5		LANE 6		LANE 7		LANE 8						
3rd	173	Blackpool Aquatics	Hoylake		Crosby		Trafford Metro		Winsford		Wrexham		Blackpool Aquatics		Prescot										
4th	171	Wrexham	PLACE 7		PLACE 5		PLACE 2		PLACE 1		PLACE 4		PLACE 3		PLACE 6		PLACE		PLACE						
5th	159	Crosby	POINTS 96		POINTS 159		POINTS 203		POINTS 233		POINTS 171		POINTS 173		POINTS 137		POINTS		POINTS						
6th	137	Prescot																							
7th	96	Hoylake																							
EVENTS																									
			TIME	PLC	PTS	TIME	PLC	PTS	TIME	PLC	PTS	TIME	PLC	PTS	TIME	PLC	PTS	TIME	PLC	PTS					
1	Girls	16/Over	200m																						
			Individual Medley		Abigail Beech			Madison Rens			Lucy Lloyd-Roach			Amy Kenworthy			Mollie Rogers			Caitlin O'Brien			Katie Rawnsley		
			Reason for no points																						
2	Boys	16/Over	200m																						
			Individual Medley		Ben (Dante) Matellini			Caleb Griffiths			Adam Jones			Ethan Wright			Andrew Reay			Luca Morelli			Neil Wylie		
			Reason for no points																						
3	Mixed	9 /11 Years	4 x 50m Freestyle Relay																						
			Reason for no points																						
4	Mixed	13/u	4 x 50m Medley Relay																						
			Reason for no points																						
5	Mixed	15/u	4 x 50m Freestyle Relay																						
			Reason for no points																						
6	Mixed	Open	4 x 50m Medley Relay																						
			Reason for no points																						
7	Girls	10/11 Years	50m Backstroke																						
			Bethan James			Annabel Irvine			Lily-Rose Urwin			Annabelle Chan			Rebecca Taylor			Polly Kershaw			Jessie Kivi				
			Reason for no points																						
8	Boys	10/11 Years	50m Backstroke																						
			Daniel French			Archie Weindling			Elliot Hughes			Jack George			Reece Linge			Tyler Smith			Samuel Lotus				
			Reason for no points																						
9	Girls	13/U	100m Breaststroke																						
			Izzy Taylor			Trudy Delaney			Lily O'Neill			Amelia Fitzgerald			Zuzanna Majczak			Erin Mckumiskey			Nicole Farley				
10	Boys	13/U	100m Breaststroke																						
			Sam Scullion			Ethan Kelly			Farris Rayji-Smith			Jack Wheeler			Charlie Hughes			Jonathon Waters			Berdan Ordek				
			Reason for no points																						
11	Girls	15/U	100m Backstroke																						
			Jasmine Rostron			Sianna Rens			Amelia Williams-Blake			Eleanor Ma			Nia Gregson			Peta Chilton			Ava Gibson				
			Reason for no points																						
12	Boys	15/U	100m Backstroke																						
			Oscar Bayley			Sean Flanagan			Edward Johnson			Lewis Turner			Jack Parsons			Max Sturzaker			Thomas Hilton				
13	Girls	16/Over	100m Butterfly																						
			Lehna Davies			Sam Harrington			Lucy Llyod-Roach			Sophie Grindley			Mollie Rogers			Rosemary Holding			Maja Petersburka				
			Reason for no points																						
14	Boys	16/Over	100m Butterfly																						
			0:00.00			1:03.51			0:59.61			0:59.63			0:57.68			1:01.87			0:57.37				
			Caleb Griffiths			Adam Jones			Tom Kud			Andrew Reay			Anthony Wood			Neil Wylie							
15	Girls	10/11 Years	50m Butterfly																						
			Bethan James			Annabel Irvine			Lily Meadows			Annabelle Chan			Joanne Andrews			Polly Kershaw			Elora Dawson				

If points are equal then the table below will place clubs on countback of 1st Places, then 2nd Places, then 3rd places etc			  				National Arena Swimming League				NASL.2021 V5			
1st	233	Wineford	League North West		Division Premier		Round B Final		Date		Date		Date	
2nd	203	Trafford Metro	Venue		Blackpool		Date		Date		Date		Date	
3rd	173	Blackpool Aquatics	LANE 1	LANE 2	LANE 3	LANE 4	LANE 5	LANE 6	LANE 7	LANE 8	LANE 9	LANE 10	LANE 11	LANE 12
4th	171	Wrexham	Haylake	Crosby	Trafford Metro	Wineford	Wrexham	Blackpool Aquatics	Prescot					
5th	159	Crosby												
6th	137	Prescot	PLACE 7	PLACE 5	PLACE 2	PLACE 1	PLACE 4	PLACE 3	PLACE 6					
7th	96	Haylake	POINTS 96	POINTS 159	POINTS 203	POINTS 233	POINTS 171	POINTS 173	POINTS 137					
EVENTS			TIME	TIME	TIME	TIME	TIME	TIME	TIME	TIME	TIME	TIME	TIME	TIME
22	Boys	16/Over	100m Backstroke	1:15.37 7 1	1:04.86 3 5	1:04.30 2 6	0:59.98 1 7	1:05.71 5 3	1:05.05 4 4	1:12.52 6 2	0:00.00			
			Reason for no points	Joe Endeacott	Tyler Delaney	Adam Jones	Ethan Jones	Adam Taylor	Anthony Wood	Louis Kivi				
23	Girls	10/11 Years	50m Breaststroke	0:55.70 7 1	0:42.76 3 5	0:43.65 4 4	0:41.57 2 6	0:39.59 1 7	0:47.70 5 3	0:50.96 6 2	0:00.00			
			Reason for no points	Sophie Parry	Tilly Stevens	Lily-Rose Urwin	Kate Shillinger	Charlotte Leatherbarrow	Holly Warburton	Jessie Kivi				
24	Boys	10/11 Years	50m Breaststroke	0:55.82 7 1	0:45.01 2 6	0:43.78 1 7	0:46.17 4 4	0:45.26 3 5	0:51.31 5 3	0:52.98 6 2	0:00.00			
			Reason for no points	Isaac Clarkson	Harvey Gilsenan	Elliot Hughes	Jack George	Dylan Bostock	Archie Honey	Samuel Lutus				
25	Girls	13/u	100m Butterfly	1:10.08 1 7	0:00.00	1:10.26 2 6	1:14.54 3 5	1:14.85 4 4	1:30.13 6 2	1:22.07 5 3	0:00.00			
			Reason for no points	Lily Horton	Jessica Harrington	Georgia Cowgill	Ruby Thomas	Myia Jones	Jessica Mcniven	Nicole Farley				
26	Boys	13/u	100m Butterfly	1:17.40 6 2	1:17.19 5 3	1:40.43 7 1	1:05.53 1 7	1:10.35 3 5	1:12.42 4 4	1:06.69 2 6	0:00.00			
			Reason for no points	Drew Woodward-Booth	William Irvine	Hayden Urwin	Jack Wheeler	Tyler Holland	Jonathon Waters	Luke Brussels				
27	Girls	15/u	100m Freestyle	1:08.75 7 1	0:59.66 1 7	1:07.95 6 2	1:00.19 2 6	1:04.24 5 3	1:04.10 4 4	1:02.74 3 5	0:00.00			
			Reason for no points	Jasmine Rostron	Madison Rens	Imogen Russel	Carys Roberts	Safya Wardij	Peta Chilton	Lucy Parsons				
28	Boys	15/u	100m Freestyle	1:01.61 7 1	0:57.84 1 7	1:00.49 6 2	0:58.75 3 5	0:59.10 4 4	0:58.72 2 6	0:59.68 5 3	0:00.00			
			Reason for no points	Marcus Thornton	Casey Delaney	Aidan Romagnoli	Adam Wright	Dylan Jones	Max Sturzaker	Daniel Hilton				
29	Girls	16/Over	100m Breaststroke	1:20.96 4 4	1:28.17 7 1	1:17.46 3 5	1:16.51 1 7	1:25.45 6 2	1:24.89 5 3	1:17.37 2 6	0:00.00			
			Reason for no points	Abigail Beech	Rebekah Duncan	Vicky Cunningham	Lois Inch	Nansi Roberts	Ella Proctor	Katie Rawsley				
30	Boys	16/Over	100m Breaststroke	1:15.07 6 2	1:13.64 5 3	1:11.04 4 4	1:09.50 2 6	1:04.72 1 7	1:10.65 3 5	1:20.45 7 1	0:00.00			
			Reason for no points	Ben (Dante) Matellini	Caleb Griffiths	James Rollaston	William Murray	Andrew Reay	Matthew Charlesworth	Joshua Clarke				
31	Girls	10/11 Years	50m Freestyle	0:35.05 7 1	0:32.54 3 5	0:32.11 2 6	0:31.88 1 7	0:34.55 5 3	0:34.93 6 2	0:33.96 4 4	0:00.00			
			Reason for no points	Rosie Reynolds	Tilly Stevens	Zoe Rogers	Kate Schillinger	Annabelle Jones	Aimee Harling	Elora Dawson				
32	Boys	10/11 Years	50m Freestyle	0:34.36 4 4	0:40.46 5 3	0:33.49 3 5	0:32.57 1 7	0:45.29 7 1	0:33.36 2 6	0:41.92 6 2	0:00.00			
			Reason for no points	Freddy Ball	Archie Weindling	Samuel Lee	Harry Jones	Jamie Dixon	Billy Kershaw	Joshua Myers				
33	Girls	13/u	100m Freestyle	1:06.72 3 5	1:09.71 4 4	1:03.57 1 7	1:05.36 2 6	1:09.86 5 3	1:16.86 7 1	1:12.59 6 2	0:00.00			
			Reason for no points	Annabelle Rogan	Maeva Bunckar	Amelia Williams-Blake	Isabelle Fletcher	Olivia Lindsay	Jessica Mcniven	Lauren Watkins				
34	Boys	13/u	100m Freestyle	1:04.07 5 3	0:58.13 1 7	1:05.21 6 2	1:08.84 7 1	1:01.31 2 6	1:02.44 4 4	1:01.52 3 5	0:00.00			
			Reason for no points	Reagan Young	Ethan Kelly	Thomas Hobson	Adam Brown	Tyler Holland	Cody Bridge	Berdan Ordek				
			100m Breaststroke	1:30.50 6 2	1:15.70 1 7	1:22.95 4 4	0:00.00	1:21.89 2 6	1:22.02 3 5	1:28.06 5 3	0:00.00			

If points are equal then the table below will place clubs on countback of 1st Places, then 2nd Places, then 3rd places etc			  		National Arena Swimming League				NASL.2021 V5																		
1st	233	Winsford	League North West		Division Premier		Round B Final		Date 11/12/2021		Club Number																
2nd	203	Trafford Metro	Venue Blackpool						License number																		
3rd	173	Blackpool Aquatics	LANE 1	LANE 2	LANE 3	LANE 4	LANE 5	LANE 6	LANE 7	LANE																	
4th	171	Wrexham	Hoylake	Crosby	Trafford Metro	Winsford	Wrexham	Blackpool Aquatics	Prescot																		
5th	159	Crosby	PLACE 7	PLACE 5	PLACE 2	PLACE 1	PLACE 4	PLACE 3	PLACE 6	PLACE																	
6th	137	Prescot	POINTS 96	POINTS 159	POINTS 203	POINTS 233	POINTS 171	POINTS 173	POINTS 137	POINTS																	
7th	96	Hoylake	EVENTS																								
			TIME	PLACE	POINTS	TIME	PLACE	POINTS	TIME	PLACE	POINTS	TIME	PLACE	POINTS													
35	Girls	15/u	Jasmine Woodward-Booth	Madison Rens	Lily O'Neill	Lois Inch	Nia Gregson	Hannah O'Brien	Nicole Farley																		
			Reason for no points																								
36	Boys	15/u	100m Breaststroke	1:28.90	7	1	1:23.91	5	3	1:59.61	2	6	1:12.60	3	5	1:18.56	4	4	1:08.51	1	7	1:24.87	6	2	0:00.00		
			Marcus Thornton	Zain Mukhtar	Ben Davidson	Lewis Turner	Gethin Williams	Matthew Charlesworth	Daniel Hilton																		
			Reason for no points																								
37	Girls	16/Over	100m Freestyle	1:06.09	7	1	1:01.21	2	6	0:59.57	1	7	1:04.13	6	2	1:03.38	4	4	1:03.81	5	3	1:02.76	3	5	0:00.00		
			Abigail Beech	Charlotte Rens	Vicky Cunningham	Carys Roberts	Chloe Morris	Beth Gregson	Katie Rawsley																		
			Reason for no points																								
38	Boys	16/Over	100m Freestyle	1:07.26	7	1	1:00.26	6	2	1:00.00	5	3	0:54.04	2	6	0:58.75	4	4	0:54.46	3	5	0:52.52	1	7	0:00.00		
			Joe Endeacott	Tyler Delaney	James Rollaston	Henry Oliver	Adam Taylor	Luca Morelli	Neil Wylie																		
			Reason for no points																								
39	Mixed	9/11 Years	4 x 50m Medley Relay	2:51.32	5	3	2:48.60	4	4	2:33.62	2	6	2:26.99	1	7	0:00.00			2:41.17	3	5	3:02.10	6	2	0:00.00		
			Reason for no points																								
40	Mixed	13/u	4 x 50m Freestyle Relay	2:00.55	4	4	2:00.03	3	5	1:56.61	1	7	1:59.03	2	6	2:03.14	7	1	2:01.77	5	3	2:02.79	6	2	0:00.00		
			Reason for no points																								
41	Mixed	15/u	4 x 50m Medley Relay	2:21.43	6	2	2:06.34	4	4	2:03.17	2	6	2:03.48	3	5	2:14.70	5	3	2:02.89	1	7	2:22.76	7	1	0:00.00		
			Reason for no points																								
42	Mixed	16/Over	4 x 50m Freestyle Relay	2:01.36	7	1	1:51.81	5	3	1:44.66	1	7	1:45.45	2	6	1:52.61	6	2	1:49.82	3	5	1:51.03	4	4	0:00.00		
			Reason for no points																								